

M-8487 1

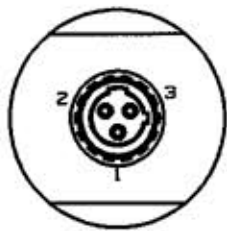


FIGURE 2

WIRE	COLOR
1	GREEN
2	RED/BLACK
3	RED/WHITE

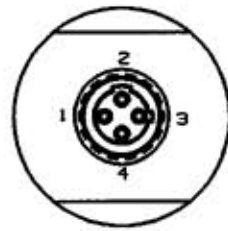


FIGURE 3

WIRE	COLOR
1	RED/BLACK
2	RED/WHITE
3	RED
4	GREEN

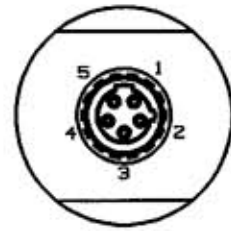


FIGURE 4

WIRE	COLOR
1	RED/WHITE
2	RED
3	GREEN
4	RED/YELLOW
5	RED/BLACK

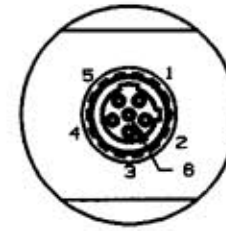


FIGURE 5

WIRE	COLOR
1	RED/WHITE
2	RED
3	GREEN
4	RED/YELLOW
5	RED/BLACK
6	RED/BLUE

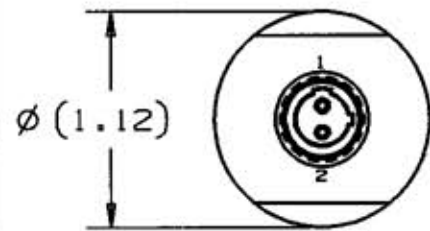
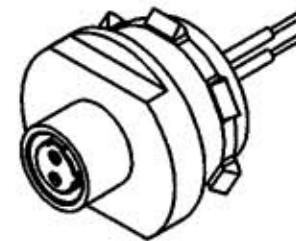
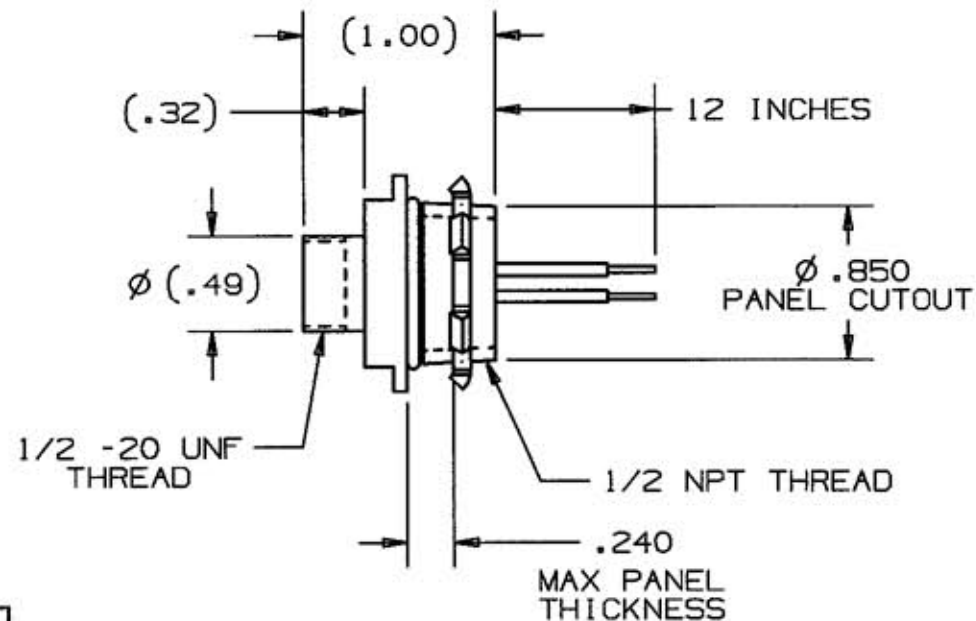


FIGURE 1

WIRE	COLOR
1	BROWN
2	BLUE



CATALOG NUMBER SEE NOTE 1	SEE FIGURE NUMBER	NUMBER OF POLES	AMPS
MRMS22350	1	2	5
MRMS22450		8	
MRMS23350	2	3	5
MRMS23450		8	
MRMS24350	3	4	4
MRMS24450		6	
MRMS25350	4	5	4
MRMS25450		5	
MRMS26350	5	6	3

NOTES:

- CATALOG NUMBER MRMS22350 DENOTES A 22 AWG PVC WIRE; MRMS22450 DENOTES A 18 AWG PVC WIRE.

LIST OF PARTS

DESCRIPTION	MATERIAL	FINISH
RECEPTACLE SHELL	BRASS	NICKEL
INSULATOR	NYLON	WHITE
O-RING	RUBBER	BLACK
LOCKNUT	STEEL	ZINC
SOCKET CONTACT	COPPER ALLOY	GOLD OVER Pd/Ni
WIRE	SEE NOTE 1	1

DIMENSION SHEET FOR CAT. NO. SEE CHART

REPAIRABLE NON-REPAIRABLE

B

M-8487

1

1	"X" REMOVED; LAST X-REVISION WAS X-0. RELEASED FOR PRODUCTION PER DCN #8643. JMN GPH	5/25/01
SYM	REVISIONS	APP DATE

THE DESIGN AND DIMENSIONS OF THE PRODUCT SHOWN ON THIS DRAWING ARE SUBJECT TO CHANGE WITHOUT NOTICE

TITLE FEMALE RECEPTACLE, 300V DUAL KEY, EXTERNAL THREAD, 1/2 NPT

TOLERANCES UNLESS OTHERWISE SPECIFIED	WIRING DEVICE-KELLEMS HUBBELL INCORPORATED BRIDGEPORT, CT	
FRACTIONS ± 1/64	DR. BY JMN	APP. BY GH
DECIMALS ± .005	TR. BY	SCALE
ANGLES ± 2°	CHK'D BY GH	DATE 5/25/01